



**Reverse
Garbage**
queensland co-op ltd



OSHC workshops 2017

About Us: Workshop Information & Pricing.....	2
About Us: Our Facilitators	2
School Workshops: Excursions & incursions ...	2
Public Workshops	3
Professional Development Workshops	3
Outside School Hours Care Workshops.....	4-7
Christmas Workshops	8
Festivals & Special Event Workshops.....	9
Previous Projects	10
Testimonials	11

About Our Workshops

Reverse Garbage Queensland run workshops to inspire, educate and empower. Our mission is to get people diverting items from landfill creatively. We want them to have fun, exercise their creativity and learn to make the things they need from the stuff that is available around them.

We run professional development workshops for educators and wanting to incorporate sustainability and re-use into their curriculum.

The creative application of salvaged materials also encourages participants to think outside the square by challenging them to re-use, repurpose and transform ordinary objects destined for landfill.

OUR FACILITATORS

All workshop facilitators have experience working with children in different art forms. They are trained in alternative construction methods, safety and tools handling as well as classroom management. All facilitators have blue cards to work with children.

OUR FACILITIES

Reverse Garbage Queensland conducts eco-art workshops at our warehouse in Woolloongabba, in schools, OSHC and childcare centres, libraries, shopping centres, festivals and events.



STRUCTURED WORKSHOPS

Structured workshops have a set start and finish time with the duration being between 1 - 2hrs, depending on the age and selected theme..

Excursion (You come to Reverse Garbage Queensland in Woolloongabba)

- * a visit to the warehouse in Woolloongabba is part of the experience
- * participants have access to a wider range of materials and have the opportunity to explore the warehouse and gift shop as well as see more ideas and items constructed with repurposed materials in the workshop room.
- * Maximum 30 participants
- * Duration and theme can be adjusted to suit your requirement

Pricing


- * Workshop Fee: Starts at \$200
- * Materials Fee: Starts at \$50

Pricing

- * Workshop Fee: Starts at \$125
- * Materials Fee: Starts at \$50
- * Travel Fee: Starts at \$50

Incursion (conducted at your school, centre or facility)

- * We come to you - it's more convenient, no need to organise transport.
- * Facilitator(s) bring all tools and materials
- * Maximum of 30 participants for schools, per facilitator
- * **F20% discount for additional workshops held on the same day, same location.**



About Our Workshops



PUBLIC WORKSHOPS: libraries, shopping centres ...

The Reverse Garbage Queensland public workshop program is suitable for children aged 4-12 years old. All our themes appeal to both boys and girls. Children will love what they can create in one of our workshops! (Children aged 4-6 must be accompanied by an adult.)

We have selected the least bulky of our varied mix of exciting craft materials (such as coloured paper, old books and catalogues, sheepskin offcuts, plastic bits n' bobs) to reduce the amount of space required to run workshops and create less mess! Workshops use simple collage techniques such as cutting, taping and gluing (PVA glue).

Pricing

- * Workshop Fee: Starts at \$125
- * Materials Fee: Starts at \$50
- * Travel Fee: Starts at \$50

FESTIVAL & EVENT WORKSHOPS

Festival and event style workshops are ideal for catering for large groups of people and aim to provide an entertaining, creative and enriching experience for participants.

- * We come to you and conduct the workshop at the event site
- * Conducted on a drop in basis for a set time period so participants can come and go.
- * Facilitator(s) bring all tools and materials, bump in and bump out.
- * Ideal for large numbers of people
- * Max. 20 people per hour (1 facilitator)
- * Max. 40 people per hour (2 facilitators)
- * Min. 2hr duration

Pricing

- * Workshop Fee: Starts at \$125
- * Materials Fee: Starts at \$50
- * Travel Fee: Starts at \$50


PROFESSIONAL DEVELOPMENT WORKSHOPS

We run Professional Development workshops for educators, to inspire and demonstrate to staff how to use salvaged materials to create eco-artwork with children in their care. The workshop includes an introduction to what we do at Reverse Garbage Queensland, how salvaged materials are sustainable, as well as an exploration of alternative construction methods and ways to substitute and utilise salvaged materials.

The facilitator will demonstrate some creative and practical examples suitable for early learning. Staff will then have the opportunity to experiment with the materials from Reverse Garbage Queensland to make their own creations using the ideas and techniques discussed.

SPECIAL PROJECTS AND COMMUNITY ENGAGEMENT

All workshops can be customised to your requirements. There is a nominal fee of \$50 for concept development and sample making to match your theme. We can also develop a unique program to achieve specific outcomes as part of your event. These projects are best developed in collaboration with you and so we prefer to be involved in the planning stage if possible.



CONTACT US

To make an enquiry regarding our workshops, please fill out our online enquiry form at the link below. www.reversegarbageqld.com.au/education-workshops/workshop-request-form

Alternatively, drop us a line at workshops@reversegarbageqld.com.au or give our friendly Workshop Coordinator a call on (07) 3891 9744.



Our OSHC workshop themes are designed to engage children in a fun and meaningful way during their school holidays. We have handpicked the themes below based on their suitability for a variety of age levels and abilities. All themes are popular with both boys and girls.


Bugs & Creepy Crawlies



Children of all ages are fascinated by nature and just love creepy crawlies.

In this workshop we will be making riveting invertebrates, enthralling arthropods and curious crustaceans.

Using collaging techniques with our usual array of salvaged materials like cardboard circles, bendy wire, microfiche (for wings) and foam pieces together with non-toxic PVA glue, contact, sticky foam and staples to decorate.



Mad Hatter's Tea Party

Inspired by the Lewis Carroll classic, enter our wonderland of salvaged materials to create your own piece of weird and wonderful.

This workshop sees children enter the fantastical world of make believe where they can make up-cycled treats fit for a queen or even a magic potion that will make you as tall as house.

Using salvaged materials such as plastic lidded tubes, colourful foam, cardboard and wadding, children can make pretend food and magic potions, a funny hat or even a dormouse toy!

Afterwards, why not have a tea party of your own?!



Monsters, Dragons and Fantastical Creatures



Don't be scared by the monstrous array of salvaged materials to choose from!

In this workshop children will use alternative construction methods and a variety of unconventional materials to create their own 3D sculpture of a monster or magical beast.

Stuff some bandaging with wadding, add some fur or shiny scales, white sharp teeth of cardboard and coloured foam pieces or leather for some wings are just a few ideas to get you started. It could be a troll, bunyip, dragon or other wild thing!

Best of all it's yours to keep to play with when you go home.

Up-cycled Musical Instruments



Start the day off with a bang by making your very own up-cycled musical instruments from industrial discards!

Using PVA glue, sticky foam, rubber bands and staples, children will make wonderful instruments such as shakers, card board box guitars, rain sticks, drums and rattles.

Our facilitator will demonstrate a few different ideas for children to make their favourite one. Afterwards, you can start your own band or orchestra.

Let's make some noise!



Puppets



In this workshop children have the chance to create a puppet using industrial discards such as bandage tubing, small cardboard/plastic tubes, various coloured fabric, wool, and wire.

With a variety of materials children may create a hand puppet, finger puppet or even a marionette.

We'll create colourful characters by defining their features and bring them to life with funny voices!

Afterwards, you may like to put on a puppet show with everyone's creations playing a part!



Robots, Spaceships & Aliens

Children will be able to make their own robot, spaceship or alien using the fabulous array of industrial discards found at reverse garbage QLD like shiny silver foil, various plastic containers, computer cable and sticky dots.

Build a robot that does special functions, a space station to explore new worlds or a friendly alien to share your adventures with! To infinity and beyond! .



Planes, Trains & Automobiles

In this workshop we'll be making all things that move -build your own favourite form of transportation.

Will it be a car, aeroplane, bus or tractor?

You might even make a special thing for your favourite toy to ride in! There will be plastic and cardboard boxes of various sizes, cardboard tubes and lots of colourful bits for decorating too.

The sky is the limit!



Wearable Art



Come along and strut your stuff on the Reverse Garbage QLD catwalk to create unique and fashionable pieces of wearable art.

Dressing up is always fun and even more so when you get to create your own costume out of salvaged materials.

Use wedding fabric discards to make a fairy skirt, sheepskin offcuts for a monster hat or how about some silver cardboard armour for a dragon rider's outfit?

Afterwards you can have a fashion parade or costume party!





Santa & Friends



Santa Claus is coming to town, and he's brought his friends along too! Come and create your favourite Christmas character from industrial discards.

We'll be using cardboard tubes, Christmas coloured fabric, paper circles and much more. You might like to make Santa, Rudolf a Snowman or how about a Christmas angel?



Christmas Wreaths



Children will make their own festive wreath using a cardboard circle for a base and cut up paper from up-cycled books and calendars to decorate. Using the strips of paper, we will use stapling and gluing to attach these to the base. Our facilitator will demonstrate two different techniques, an easier one and one that's a little more advanced. Both look beautiful when finished and are lots of fun to make. Children can choose their own trimmings to add final embellishments.



Christmas Decorations



'Tis the season to get creative and make some handmade Christmas trimmings for the tree or home!

Come along and make some gorgeous decorations using unconventional materials.

This workshop is suitable for all ages. More complex technique and ideas will be explored for older participants.



Below are some themes we often run for festivals and special events, however remember you can always talk to us about custom themes if you have something else in mind:



Wearable Art

Come along and strut your stuff on the Reverse Garbage catwalk to create unique and fashionable pieces of wearable art. Belts, skirts, hats and goggles are the go, all made using salvaged materials.



Knights & Princesses

Once upon a time in the land of Reverse Garbage, children were invited to come and make their own fantasy inspired character. Are you the knight who goes on a quest to find the dragon? Or are you the princess with long hair and a crown? Either way, making art from salvaged materials means we'll all live happily ever after.



Bugs & Creepy Crawlies

All sorts of tiny creatures live in the forest, just waiting to be discovered. Why not make your own creepy crawly from industrial discards - such as a lady beetle, dragonfly or even a scorpion!



Under the Sea

Let's pool together our creative brains to come up with some fishy designs. Learning about caring for our marine life is especially important when we consider all the rubbish that washes through our rivers to the ocean.



Musical Instruments



Start the day off with a bang by making your very own musical instruments from industrial discards!

With instruments such as shakers, rain sticks, drums and rattles you'll be able to start your own band!

This workshop is suitable for all ages (6-12yrs). Let's make some noise!

Previous Projects



We have been privileged to deliver our creative workshops at a number of fantastic projects and events including:

- "Good Gardening Expo" Indigiscapes Centre - Redland City Council (RCC)
- "Global Fiesta" Ipswich Festival - Ipswich Events
- "Creative Kids" Ipswich Festival ...
- "Green Heart Fair" BCC - City Smart
- "Indigi Day Out" Indigiscapes ...
- "Open Day" Moreton Bay Research Station - University of Queensland
- "Wonderful Wildlife Day" Indigiscapes ...
- "Little Days Out" South Bank Parklands - Brisbane Marketing
- "Summertime Riverfest" PA Cancer Research

We've also had the pleasure of delivering workshops for many different organisations including:

- Moreton Bay Regional Libraries
- Perch & Pantry - Home Decor, Interior Design
- Brisbane Catholic Education Teacher Librarians
- Browns Plains Waste & Recycling Facility
- Centacare - Outside School Hours Care

We also delivered a free workshop to the "Women's Club" at ACCESS Community Services, Logan.



"Reverse Garbage is prompt, dependable, able to relate well to kids and full of great craft ideas. Promoting recycling through example is a wonderful way to help children understand the importance of reusing materials. Being creative and fun is an added bonus."

"Your flexibility around developing workshops for specific age groups and new topics has been greatly appreciated."

Kerry Griffith - Moreton Bay Libraries - 2015

"It was the first time we have had Reverse Garbage Queensland come to Somerville House and we have recommended you to other year levels. The students really enjoyed the session and Mercedes was clear in her instructions and explanations. We were really pleased with the sessions for both our classes."

Sally Wake, Grade 4 teacher, Somerville House, Explorer Bag Making Workshop

"Our Year 2 classes had an absolutely fantastic time creating their very own recycled toys based on designs created during class time. Both facilitators (Nadine and Mercedes) were friendly, knowledgeable and eager to help our children. They have not stopped talking about this experience since you left! Thank you so much!"

Christie Cremona, Grade 2 Teacher, St Columba's Primary School, Toy making Workshop

"Mercedes was great - very thorough with her discussion regarding the materials, safety, organisation and giving the children lots of ideas. The Year One classes really enjoyed making their robots and we look forward to displaying them in our upcoming Art Show!"

Venny Sarmiento, Grade 1 Teacher, Rainworth State School What Things Are Made Of Workshop

"Nadine did a brilliant job in linking the workshop to our science topic of identifying the properties of materials as well as choosing material properties according to how they will be used. She was patient, encouraging and inspiring to my students. The students raved to their peers and parents about how much they enjoyed the experience."

Deidre Mathiesen, Grade 4 Teacher, Dayboro SS Properties of Materials Workshop

