



**Reverse  
Garbage**  
queensland co-op ltd



# Public workshops Shopping centres Libraries ... 2016

About our workshops.....	2
Animal weaving & collage .....	4
Outer space collage fun.....	4
Colourful collage pencil holders .....	5
Cute Critter pencil holders .....	5
Bugs and creepy crawlies.....	5
Critters from creek to coast .....	6
Mask making .....	6
Seasonal workshops.....	7
Previous projects .....	8
Testimonials .....	9

# About Our Workshops

Reverse Garbage Queensland runs workshops to inspire, educate and empower. Our mission is to get people diverting items from landfill creatively. We want our students to have fun, exercise their creativity and learn to make the things they need from the stuff that is available around them.

We run professional development workshops for educators wanting to incorporate sustainability and re-use into their curriculum.

The creative application of salvaged materials also encourages participants to think outside the square by challenging them to re-use, repurpose and transform ordinary objects destined for landfill.

## OUR FACILITATORS

All workshop facilitators have experience working with children in different art forms. They are trained in alternative construction methods, safety and tools handling. All facilitators have blue cards to work with children.

## OUR FACILITIES

Reverse Garbage Queensland conducts eco-art workshops at our warehouse in Woolloongabba, in schools, OSHC and childcare centres, libraries, shopping centres, festivals and other public events. See also Special Projects (opposite).



## STRUCTURED WORKSHOPS

Structured workshops have a set start and finish time with the duration being between 1 - 2hrs, depending on the age and selected theme..

### Excursion (You come to Reverse Garbage Queensland in Woolloongabba)

- \* a visit to the warehouse in Woolloongabba is part of the experience
- \* participants have access to a wider range of materials and have the opportunity to explore the warehouse and gift shop as well as see more ideas and items constructed with repurposed materials in the workshop room.
- \* Each workshop is limited to 30 participants
- \* Duration and theme can be adjusted to suit your requirement

### Pricing


- \* Workshop Fee: Starts at \$200
- \* Materials Fee: Starts at \$50

### Pricing

- \* Workshop Fee: Starts at \$125
- \* Materials Fee: Starts at \$50
- \* Travel Fee: Starts at \$50

### Incursion (conducted at your school, centre or facility)

- \* We come to you - it's more convenient, no need to organise transport.
- \* Facilitator(s) bring all tools and materials
- \* Maximum of 30 participants per facilitator
- \* **20% discount for additional workshops held on the same day, same location.**



# About Our Workshops



## PUBLIC WORKSHOPS: libraries, shopping centres ...

The Reverse Garbage Queensland public workshop program is suitable for children aged 4-12 years old. All our themes appeal to both boys and girls. Children will love what they can create in one of our workshops! (Children aged 4-6 must be accompanied by an adult.)

We have selected the least bulky of our varied mix of exciting craft materials (such as coloured paper, old books and catalogues, sheepskin offcuts, plastic bits n' bobs) to reduce the amount of space required to run workshops and create less mess! Workshops use simple collage techniques such as cutting, taping and gluing (PVA glue).

### Pricing

- \* Workshop Fee: Starts at \$125
- \* Materials Fee: Starts at \$50
- \* Travel Fee: Starts at \$50

## FESTIVAL & EVENT WORKSHOPS

Festival and event style workshops are ideal for catering for large groups of people and aim to provide an entertaining, creative and enriching experience for participants.

- \* We come to you and conduct the workshop at the event site
- \* Conducted on a drop in basis for a set time period so participants can come and go.
- \* Facilitator(s) bring all tools and materials, bump in and bump out.
- \* Ideal for large numbers of people
- \* Max. 20 people per hour (1 facilitator)
- \* Max. 40 people per hour (2 facilitators)
- \* Min. 2hr duration

### Pricing

- \* Workshop Fee: Starts at \$125
- \* Materials Fee: Starts at \$50
- \* Travel Fee: Starts at \$50


## PROFESSIONAL DEVELOPMENT WORKSHOPS

We run Professional Development workshops for educators, to inspire and demonstrate to staff how to use salvaged materials to create eco-artwork with children in their care. The workshop includes an introduction to what we do at Reverse Garbage Queensland, how salvaged materials are sustainable, as well as an exploration of alternative construction methods and ways to substitute and utilise salvaged materials.

The facilitator will demonstrate some creative and practical examples suitable for early learning. Staff will then have the opportunity to experiment with the materials from Reverse Garbage Queensland to make their own creations using the ideas and techniques discussed.

## SPECIAL PROJECTS AND COMMUNITY ENGAGEMENT

All workshops can be customised to your requirements. There is a nominal fee of \$50 for concept development and sample making to match your theme. We can also develop a unique program to achieve specific outcomes as part of your event. These projects are best developed in collaboration with you and so we prefer to be involved in the planning stage if possible.



## CONTACT US

To make an enquiry regarding our workshops, please fill out the online enquiry form on our web-site at [www.reversegarbageqld.com.au/education-workshops/workshop-request-form](http://www.reversegarbageqld.com.au/education-workshops/workshop-request-form)

Alternatively, drop us a line at [workshops@reversegarbageqld.com.au](mailto:workshops@reversegarbageqld.com.au) or give our friendly Workshop Coordinator a call on (07) 3891 9744.



## Animal paper weaving and collage

**NEW!**

We are reusing old books and magazines to create beautiful and colourful animal pictures. Starting out with one of our animal picture templates and pre-cut strips of books/magazines, children will be enthralled as their weaving transforms their animal into a work of art.

Though younger children may need help with the weaving, they can also spend time decorating their animal picture by colouring in and using simple collage techniques with our ever changing array of materials. Children can choose a friendly fish, beautiful owl or cute dragon to weave and decorate.



## Outer Space Collage Fun

**NEW!**



Children will love these super cute characters from outer space.

Starting out with one of our outer space picture templates, children can decorate either a robot, rocket ship or alien using our unique materials such as silver sticky foam, plastic rings/tubes, shiny silver foil, and coloured spots and dots.

Our robot can be cut out and reattached with paper fasteners to give it movable arms and legs.

Our rocket ship has a cut-out window that can then be filled with some coloured cellophane to look like a real window.

Last, but not least, once children cut out our cute alien, they can then reattach its hands and feet using wiggly silver foil.



## Colourful Collage Pencil Holders

**NEW!**

Children will love keeping their pencils or other precious trinkets in these fabulous pencil holders.

Made from sturdy cardboard tubes, a cork/rubber circle for the bottom they are easy to construct using only PVA glue.

Children can then let their imaginations soar as they decorate their pencil holder using old books and magazines and a few other collage bits 'n pieces.

They can be abstract and whacky or more sophisticated cutting out a flower, fish or butterfly, using our stencils.



## Cute Critters Pencil Holders

**NEW!**



These adorable characters are sure to be a hit!

A little more involved than the collage pencil holders, these are also made from sturdy cardboard tubes, a cork/rubber circle for the bottom and glued with PVA glue.

These pencil holders look so fantastic, but are really simple in their design and easy to make.

We provide small pieces of sheepskin off-cuts, cork/rubber circles for the face and all the bits and pieces needed for creating a super cute face.


All of this can be put together easily with our PVA glue and a staple or two.

## Bugs and Creepy Crawlies

Children of all ages are fascinated by nature and just love creepy crawlies.

In this workshop we will be making riveting invertebrates, enthralling arthropods and curious crustaceans.

Using collaging techniques with our usual array of salvaged materials like cardboard circles, bendy wire, microfiche (for wings) and foam pieces together with non-toxic PVA glue, contact, sticky foam and staples to decorate.







## Critters From Creek to Coast

**NEW!**

Learning about caring for our marine life is especially important when we consider all the rubbish that washes through our rivers to the ocean.

Starting out with one of our under the sea picture templates, we'll be using colourful bubble wrap, silver chips packaging and plastic seaweed together with non-toxic glue, contact, sticky foam to embellish our watery creations.



## Mask Making

Children just love to create new characters through role play and dress ups.

In this workshop we will be creating character masks such as animals, a robot, super hero or maybe a mask for a special celebration like a birthday, Christmas or Halloween.

Children will make a mask using a card base and a vibrant selection of colourful and textured salvaged materials like silver foil, foam, crepe paper, long dangly plastic strips and sparkly glitter.



## Seasonal Workshops

Some of our most popular workshops are only relevant at certain times of the year. In 2016 we will focus on Christmas Workshops that help participants produce decorations and give parents more time to shop while the children are occupied.

## Colourful Eco Christmas Craft - Decorations

**NEW!**



This workshop utilises strips of pre-cut paper from up-cycled books, magazines, christmas wrapping and more to decorate paper baubles and Christmas trees.

The paper strips can also be used to make beautiful Christmas stars and colourful paper chains.

With just a few staples, some non toxic PVA glue and plenty of sparkly glitter, children can create an eco Christmas display to decorate their home!



## Colourful Eco Christmas Craft - Wreaths

**NEW!**

Children will make their own festive wreath using a cardboard circle for a base and cut up paper from up-cycled books and calendars to decorate. Using the strips of paper, we will use stapling and gluing to attach these to the base. Our facilitator will demonstrate two different techniques, an easy one and one that's a little more advanced.

Both look beautiful when finished and are lots of fun to make. Children can choose their own trimmings to add final embellishments.







## Previous Projects

We have been privileged to deliver our creative workshops at a number of fantastic projects and events including:

- "Good Gardening Expo" Indigiscapes Centre - Redland City Council (RCC)
- "Global Fiesta" Ipswich Festival - Ipswich Events
- "Creative Kids" Ipswich Festival ...
- "Green Heart Fair" BCC - City Smart
- "Indigi Day Out" Indigiscapes ...
- "Open Day" Moreton Bay Research Station - University of Queensland
- "Wonderful Wildlife Day" Indigiscapes ...
- "Little Days Out" South Bank Parklands - Brisbane Marketing
- "Summertime Riverfest" PA Cancer Research

We've also had the pleasure of delivering workshops for many different organisations including:

- Moreton Bay Regional Libraries
- Perch & Pantry - Home Decor, Interior Design
- Brisbane Catholic Education Teacher Librarian Committee
- Browns Plains Waste & Recycling Facility
- Centacare - Outside School Hours Care

We also delivered a free workshop to the members of "Women's Club" at ACCESS Community Services, Logan.



A : 20 Burke Street, Woolloongabba : Q : 4102  
 P : 07 3891 9744  
 E : info@reversegarbageqld.com.au  
 W : www.reversegarbageqld.com.au



"Reverse Garbage is prompt, dependable, able to relate well to kids and full of great craft ideas. Promoting recycling through example is a wonderful way to help children understand the importance of reusing materials. Being creative and fun is an added bonus."

"Your flexibility around developing workshops for specific age groups and new topics has been greatly appreciated."

**Kerry Griffith - Moreton Bay Libraries - 2015**

"It was the first time we have had Reverse Garbage Queensland come to Somerville House and we have recommended you to other year levels. The students really enjoyed the session and Mercedes was clear in her instructions and explanations. We were really pleased with the sessions for both our classes."

**Sally Wake, Grade 4 teacher, Somerville House, Explorer Bag Making Workshop, 14th October, 2014.**

"Our Year 2 classes had an absolutely fantastic time creating their very own recycled toys based on designs created during class time. Both facilitators (Nadine and Mercedes) were friendly, knowledgeable and eager to help our children. They have not stopped talking about this experience since you left! Thank you so much!"

**Christie Cremona, Grade 2 Teacher, St Columba's Primary School, Toy making Workshop, 8th & 9th September, 2014.**

"Mercedes was great - very thorough with her discussion regarding the materials, safety, organisation and giving the children lots of ideas. The Year One classes really enjoyed making their robots and we look forward to displaying them in our upcoming Art Show!"

**Venny Sarmiento, Grade 1 Teacher, Rainworth State School What Things Are Made Of Workshop, 28th May 2014**

"Nadine did a brilliant job in linking the workshop to our science topic of identifying the properties of materials as well as choosing material properties according to how they will be used. She was patient, encouraging and inspiring to my students. The students raved to their peers and parents about how much they enjoyed the experience."

**Deidre Mathiesen, Grade 4 Teacher, Dayboro SS Properties of Materials Workshop, 9th October 2014**



A : 20 Burke Street, Woolloongabba : Q : 4102  
 P : 07 3891 9744  
 E : info@reversegarbageqld.com.au  
 W : www.reversegarbageqld.com.au





**VISIT US** 20 Burke St,  
Woolloongabba  
9am – 5pm Mon to Sat

**CONTACT US**

**P:** 07 3891 9744      **F:** 07 3102 9184  
**M:** PO Box 8087, Woolloongabba, Q,4102  
**E:** [info@reversegarbage.com.au](mailto:info@reversegarbage.com.au)  
**W:** [www.reversegarbage.com.au](http://www.reversegarbage.com.au)  
**Fb:** [facebook.com/reversegarbage](https://facebook.com/reversegarbage)  
**T:** [twitter.com/rversgarbagbris](https://twitter.com/rversgarbagbris)

PA Hospital ▶

